

# SG-gateway<sup>™</sup> with M-Bus interface

Anybus SG-gateways make the Smart Grid possible. They have two main application areas. Firstly, to enable remote control and management of electrical equipment in power grids. Secondly, to enable communication between M-Bus and energy protocols (IEC61850 and IEC60870-5-104).



## In short

Smart Grid gateways for smart metering applications.

## Protocols

IEC61850 client/server, IEC60870-5-104 client/server, Modbus RTU master/slave, Modbus TCP client/server, M-Bus master.

## Interfaces

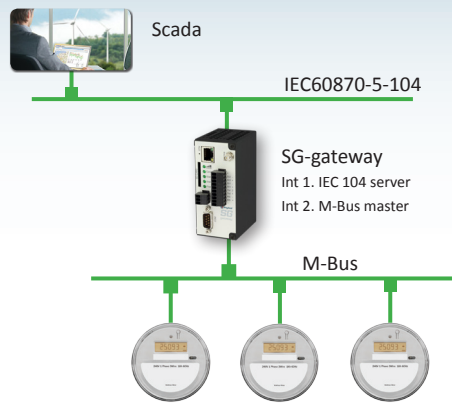
3G modem, Ethernet, serial (RS232/RS485/RS422), S0 inputs, digital outputs.

## Web editor


Embedded webserver supporting functions such as:

- Binary – AND, OR, XOR
- Bits & Bytes – Extract, Pack, Put, Pit, Unpack
- Messages – Send, Receive
- Numerical – Counter, Compare
- Special – Enable/disable, OpenVPN
- Storage and edge detection – RS Flipflop, Trigger
- Timing – TON, TOFF, TP, Timer

### EXAMPLE: M-BUS TO IEC60870-5-104



### EXAMPLE: M-BUS TO IEC61850



## Features and Benefits

- Easy way to transport I/O data from the field to SCADA systems
- Connect up to 32 metering devices over the M-Bus interface
- Several communication protocols are supported (IEC61850 client/server, IEC60870-5-104 client/server, Modbus TCP client/server, Modbus RTU master/slave, M-Bus master)
- Transmission over 3G or Ethernet
- Connecting serial devices over RS232/RS485/RS422 or S0 inputs
- 2 digital outputs
- Easy web based configuration using any standard browser
- Robust metal housing for stand-alone operation with DIN rail mounting
- Worldwide technical support and consulting services

## Device description

The Anybus SG-gateway is a remote terminal unit for the energy market with an M-Bus interface for reading remote energy meters.

Additionally the SG-gateway includes an optional 3G modem, an Ethernet interface and a serial port. Also 2 digital S0 inputs and 2 digital outputs are available.


Custom applications can be easily developed with the embedded Web Editor supporting logical functions (e.g. AND, OR, XOR, FF, TIMER and COUNTER).

## TECHNICAL SPECIFICATIONS

Technical Details		Standard
Dimensions (L*W*H)	70*46*105 mm	
Protection class	IP20	IEC 60529
Enclosure material	Continuously hot-dip aluminium-zinc coated steel sheet	DIN EN 10215
Installation position	Vertical	
Mounting	DIN rail	
Certifications		
R&TTE Directive		EN 301 489-1 EN 301 489-7 EN 301 511
CE	2004/108/EC	EN61000-6-4 EN61000-6-2
RoHS/WEEE		
Electrical Characteristics		
Power	24 VDC +/- 15 %	
Current consumption	Max 120mA at 24VDC plus digital outputs	
I/O Characteristics		
Digital S0 inputs	2 x source, typ 10 mA max 50 Hz, no potential isolation	
Digital outputs	2 x Transistor (High-Side) 24 VDC, max. 500 mA short-circuit and overload resistant, no potential isolation	
Environmental Characteristics		
Operating temp	0 to 55 °C	
Immunity and Emission for Industrial Environment		
EMC emission		EN 61000-6-4
EMC immunity		EN 61000-6-2
Electrical shock		IEC 61140, class III
Low voltage directive		EN 60950-1
Single Pack Accessories		
• Connector for power supply (Weidmüller BL 3.50/3) • Connector for I/Os (Weidmüller BL 3.50/10)		

## NETWORK SPECIFIC FEATURES

INTERFACES	
<b>Ethernet</b>	1x 10/100BaseT, RJ45 connector with traffic and link LED
<b>Serial</b>	1 x RS232, RS485 or RS422 (selectable) with (one) D-SUB 9 connector
<b>M-Bus</b>	Up to 32 devices, up to 5 Km @ 300 bps AWG15
<b>3G</b>	Tri Band UMTS modem (850/1900/2100 MHz)
WEB EDITOR	
<b>Functions</b>	Binary: AND, OR, XOR Bits & Bytes: Extract, Pack, Put, Pit, Unpack Messages: Send, Receive Numerical: Counter, Compare Storage and edge detection: RS Flipflop, Trigger Timing: TON, TOFF, TP, Timer Special: Enable/disable, OpenVPN
<b>Cycle time</b>	25 msec
<b>Data</b>	Up to 786 I/Os
<b>Additional features</b>	IEC 60870-5-104 client/server (up to 512 values) Modbus RTU master/slave and TCP client/server (up to 32 devices and 128 values) SNTP time synchronisation OpenVPN Client COM Server (according to RFC 2217) DHCP Server (up to 100 Clients) NAT (up to 500 mappings) Firewall (up to 500 rules) SMS send and receive Event Log with timestamp and message Configuration export



## HMS Industrial Networks - Worldwide

### HMS - Sweden (HQ)

Tel : +46 35 17 29 00 (Halmstad HQ)  
Tel: + 46 35 17 29 24 (Västerås office)  
E-mail: sales@hms-networks.com

### HMS - France

Tel: +33 368 368 034  
E-mail: fr-sales@hms-networks.com

### HMS - Italy

Tel : +39 039 59662 27  
E-mail: it-sales@hms-networks.com

### HMS - United States

Tel: +1 312 829 0601  
E-mail: us-sales@hms-networks.com

### HMS - China

Tel : +86 10 8532 1188  
E-mail: cn-sales@hms-networks.com

### HMS - Germany

Tel: +49 721 989777-000  
E-mail: ge-sales@hms-networks.com

### HMS - Japan

Tel: +81 45 478 5340  
E-mail: jp-sales@hms-networks.com

### HMS - Denmark

Tel: +45 35 38 29 00  
E-mail: dk-sales@hms-networks.com

### HMS - India

Tel: +91 20 2563 0211  
E-mail: in-sales@hms-networks.com

### HMS - UK

Tel: +44 1926 405599  
E-mail: uk-sales@hms-networks.com

Anybus® is a registered trademark of HMS Industrial Networks AB, Sweden, USA, Germany and other countries. Modbus® is a registered trademark of Schneider Electric, licensed to the Modbus Organization, Inc. Other marks and words belong to their respective companies. All other product or service names mentioned in this document are trademarks of their respective companies.  
Part No: MMA436 Version 1 10/2015 - © HMS Industrial Networks - All rights reserved - HMS reserves the right to make modifications without prior notice.